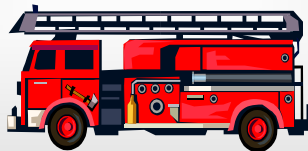


Emergency Evacuation

1

Emergency Action Plan



2

OSHA Standard

29CFR1910.38

An emergency action plan must be in writing, kept in the workplace, and available to employees for review.

An employer must designate and train employees to assist in a safe and orderly evacuation of other employees.

An employer must review the emergency action plan with each employee covered by the plan:

- When the plan is developed or the employee is assigned initially to a job;
- When the employee's responsibilities under the plan change; and
- When the plan is changed.

3

What is an Emergency?


- **Fire**
- **Explosions**
- **Tornados**
- **Chemical spills**
- **Illness or injury**
- **School Bus Accident**
- **Intruder**
- **Bomb Threat**
- **Violence**

4

Be Prepared!

Know how to report an emergency

- Fire, accident, chemical spill, tornado
- Your fast action could save a life!



Recognize the sound of the emergency alarm

Know your responsibilities

- Be prepared to direct the evacuation of students in a calm manner.
- Do you assist with evacuating the building?
- Are you part of a emergency response team?

5

Be Prepared!

Know where fire extinguishers, first-aid kits and AED's are located.

Familiarize yourself with the building

- Know where Stairways, utilities, nearest exits/entrances are located
- Assembly area in case of an emergency

6

Be Prepared!

Account for everyone once the building evacuation is complete.

- Be familiar with your duties for ensuring everyone is accounted for from the building.
- Keep an updated student/employee list for quick access in an emergency.

Parent notification and/or notification to media.

7

Making the Emergency Call

- Where is the emergency?
- What is the emergency?
- How many people are, or could be hurt?
- What types of injuries might there be?



8

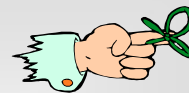
Emergency Exits

- It is up to everyone to make sure emergency exits are never blocked.
- Emergency exits can be locked from outside only.
- Emergency exits should be adequately marked.
- If a door or passageway could be mistaken for an exit, it must be clearly marked.
- Never store flammables or combustibles near an exit or stairwell.



9

Remember!



Emergencies can happen at any time - **Plan ahead**

Planning:

- Reduces panic and stress during an emergency
- Minimize injuries, loss of equipment and property
- Helps the district identify potential hazards

But most important...

IT SAVES LIVES !

10

The End.